

SecurilathTM

THE BURGLAR BEATER



F.H.BRUNDLE
WHOLEDALE DISTRIBUTORS SINCE 1889

www.fhbrundle.co.uk

Why Securilath™?

As potential break-ins through doors and windows have been 'target-hardened' by grilles, shutters and alarms, would-be intruders have turned their attention to forced entry through walls, partitions, ceilings and roofs.

To counteract this, the Securilath™ system has been developed as a discreet method of significantly delaying the most determined intruder from creating an aperture large enough to gain entry to your client's premises.

Securilath™ can be installed at the time of construction into internal or external walls (solid or stud), ceilings and roofs, or can be retro-fitted whilst refurbishment is carried out. The option of finishing with dry lining or render is not lost with Securilath™, as our range covers both options. Details of typical installations are shown opposite.


Typical Securilath™ Applications

- ◆ Cash Handling Stores
- ◆ Wholesale and Retail Outlets
- ◆ Control Rooms
- ◆ Petrol Station Kiosks
- ◆ Firearm Stores
- ◆ High Value Goods Stores
- ◆ Computer Rooms
- ◆ Secure Units
- ◆ Remote Facility Security
- ◆ Pharmaceutical Stores


Although the typical focus is on protecting high value property, it makes sense to specify Securilath™ as a standard preventative measure in all security packages.

Product Reference	Application	Material Finish	Production Process	Weight kg/m ²	Stock Sheet Sizes (mm)
HD1	Heavyweight option for security in walls, partitions and ceilings.	Mild Steel Galvanised Painted	3mm thick flattened mesh	8.59	2440 x 1220 LW SW
MD1	Lighter weight option for security in walls, partitions and ceilings and roofs.	Mild Steel Galvanised Painted	1.2mm thick flattened mesh	1.85	2440 x 1220 1220 x 2440 LW SW
HDR	For internal/ external brick or block walls. An excellent key for plaster/render finishes.	Mild Steel Galvanised* Painted	3mm thick standard profile mesh, raised edge for rendering	6.52	2440 x 1220 LW SW


Securilath™ HD1



Securilath™ MD1




Securilath™ HDR



Installation, Application and Fixing Details

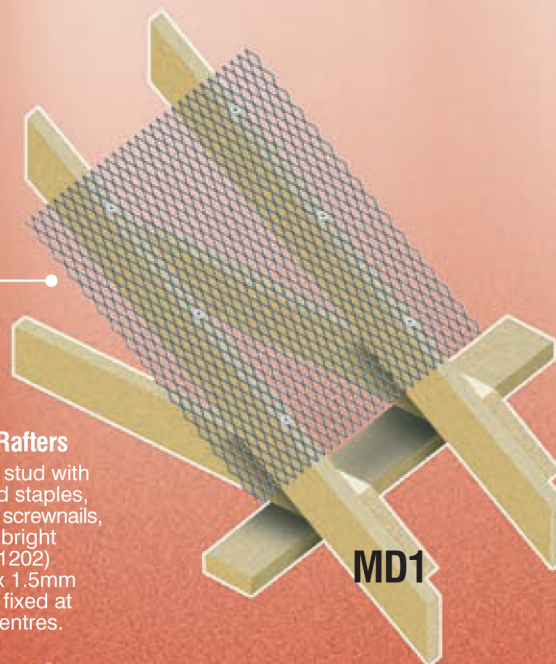
Securilath™ is easily fixed to brickwork, blockwork, stud partitioning, ceiling joists and roofs in metal or timber. It is important to note that Securilath™ sheets should be butted together, and not overlapped. Suggested fixings for popular applications are shown below. For additional security we suggest reducing the spacing shown when Securilath™ is fixed adjacent to door or windows.



**HD1
MD1**

Timber Stud Walls and Ceiling Joists/Rafters


Securilath™ fixed to stud with 30-38mm galvanised staples, 30-38mm galvanised screwnails, or 65mmx 3.35mm bright annular nails (to BS1202) and min 25mm dia x 1.5mm galvanised washers fixed at maximum 450mm centres.



MD1

Metal Stud Walls, Purlins and Roofs

Securilath™ fixed to metalwork with No 6 or 8 x 30 zinc plated self tapping screws, complete with 25mm dia x 1.5mm galvanised washers fixed at maximum 450mm centres.




**HD1
MD1**

Facing Fixings

We suggest that plasterboard facing is fixed onto Securilath™ and stud using bugle head drywall screw fixings PN2 3.5x55 BZP at maximum 450mm centres.

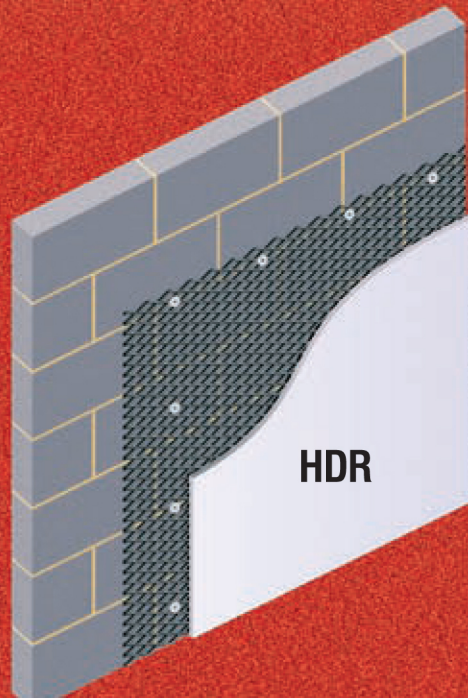
Plywood should be fixed using 4.5mm x 50mm BZP or passivated wood screws at maximum 450mm centres.



**HD1
MD1**

Brick or Blockwork Applications

Suitable for both render and plaster finishes. Securilath™ HDR mesh fixed with either suitable shot fired fixing, or plug and M6 x 50mm screw and plug, complete with minimum 25mm dia x 1.5mm galvanised washers at maximum 450mm centres.



HDR

Further Information and Helpline

If you would like further information on our Securilath™ range of products, samples, or assistance in making up a Securilath™ specification for your client, then please contact our Sales team, where your enquiry will receive immediate attention. Information on other expanded metal products is also available on the helpline.

Technical advice and a cut-to-size service are available. Please contact us for free product samples. A digital version of this brochure is also available on request – e-mail sales@brundle.com

Helpline Telephone: 01708 253545


LPCB Certification



Securilath™ has undergone rigorous testing to achieve LPCB Security accreditation. In order to achieve this standard, the Securilath™ must be installed to replicate the test panels. Details of the standards obtained and installation details are available in a separate guide (available upon request).



PRO-RAILING CATALOGUE



TUBECLAMP CATALOGUE

IF YOU WOULD LIKE A COPY OF ANY OF THE ABOVE CATALOGUES, PLEASE CONTACT ANY OF THE DEPOTS LISTED BELOW OR EMAIL sales@brundle.com

F.H. BRUNDLE

WHOLESALE DISTRIBUTORS SINCE 1889

SOUTH & WEST
502 Millbrook Road,
Third Avenue, Millbrook,
Southampton,
SO15 0JX
Tel: 023 8070 3333
Fax: 023 8070 5555

NORTH WEST
Haydock Lane,
Haydock Industrial Park,
St. Helens,
WA11 9XE
Tel: 01942 86 88 88
Fax: 01942 86 88 99

LONDON & SOUTH EAST
Lamson Road,
Ferry Lane North,
Rainham, Essex,
RM13 9YY
Tel: 01708 25 35 45
Fax: 01708 25 35 50

WEST MIDLANDS
Unit 6, Dorset Road,
Saltley Business Park,
Saltley, Birmingham,
B8 1BG
Tel: 0121 327 8999
Fax: 0121 327 85555

EAST MIDLAND & NORTH
Condor Road,
Quarry Hill Ind. Estate,
Ilkeston,
DE7 4RE
Tel: 0115 930 2070
Fax: 0115 951 2455

SCOTLAND
37 St. Clair Street,
Edinburgh,
Scotland,
EH6 8LB
Tel: 0131 656 7400
Fax: 0131 656 7499